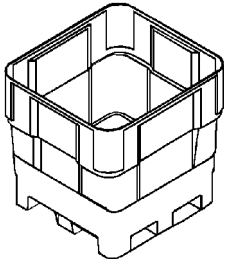


Material Handling Solutions



rotonics

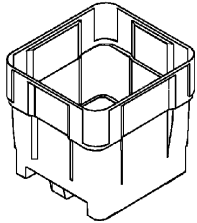


Bulkitanks (4 way entry; flat bottom; patented vertical gusset design)

Item #	Forklift	Outside Dim.	Wt. (Lbs.)	Working Capacities	
	Entry	L x W x H (In.)		(Cu Ft.)	(Gal.)
BTF-34 [✓]	4 way	50 x 41 x 34	130	27	200
BTF-38 [✓]	4 way	50 x 41 x 39	145	30	230
BTF-45 [✓]	4 way	50 x 41 x 45	162	36	270
BTF-55 [✓]	4 way	50 x 41 x 55	175	43	330
BTF-43*	4 way	47 x 44 x 45	147	44	320
BTF-50*	4 way	49 x 43 x 50	155	49	365

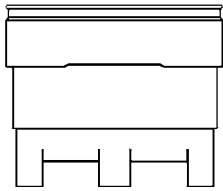
[✓] Furnished with a 4"x4" drain sump or a completely flat bottom, available with casters

* Flat bottom no sump available



Bulkitanks (2 way entry; contour bottom; patented vertical gusset design)

BV-33	2 way	50 x 42 x 33	90	30	225
BV-39	2 way	50 x 45 x 33	95	32	240
BV-36	2 way	50 x 42 x 37	100	33	250
BV-37	2 way	45 x 45 x 37	95	31	235
BV-40	2 way	50 x 42 x 40	110	36	275
BV-48	2 way	43 x 43 x 48	110	36	270
BV-49	2 way	65 x 44 x 48	165	62	465

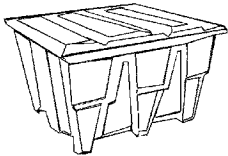


Rhino Bins (2 way entry; contour bottom)

BV-35R	2 way	42 x 42 x 30	70	23	175
BV-36R	2 way	47 x 43 x 37	100	34	260
BV-40R	2 way	48 x 44 x 42	110	37	285
BV-51R	2 way	43 x 43 x 51	115	40	305

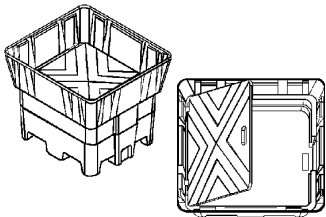
• Available with casters

• Reinforced top edge



BT/Mega Tote (4 way entry; contour bottom, patented design)

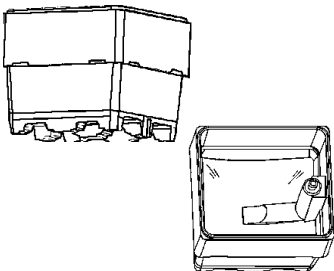
Item #	Forklift	Outside Dim.	Wt. (Lbs.)	Working Capacities	
	Entry	L x W x H (In.)		(Cu Ft.)	(Gal.)
BT-28	4 way	51 x 41 x 28	85	21	160
BT-29	4 way	55 x 43 x 29	90	28	215
BT-34	4 way	52 x 42 x 34	90	29	220
BT-38	4 way	51 x 41 x 38	100	33	250
MT-24	4 way	48 x 42 x 30	85	24	180



Bulkitanks w/Hinged Plates

BTFD-38	4 way	44 x 48 x 39	140	28	210
BV-58	2 way	47 x 43 x 56	122	45	340

• Poultry bins have hinged or removable divider plates



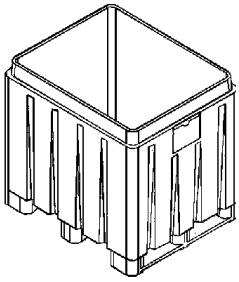
Double Wall Bulkitanks (4 way entry; slope bottom)

Item #	Forklift	Outside Dim.	Wt. (Lbs.)	Working Capacities	
	Entry	L x W x H (In.)		(Cu Ft.)	(Gal.)
BVDS-40*	4 way	48 x 43 x 41	145	25	190
BB-30	4 way	50 x 42 x 36	150	30	225
BVD-40	4 way	48 x 43 x 41	140	32	240

* Slope bottom and/or 4" or 6" straw available



- Lids are available for all Bulkitanks except the BV-36R, BV-40R, BV-51R & BV-58
- Stackable with optional lids where available
- Bulkitanks can be custom designed with features tailored to meet specific applications

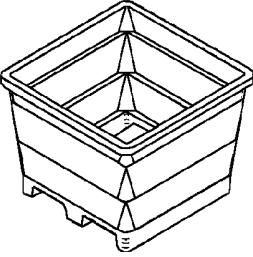


Bulldog Bin (Replaceable legs, smooth interior bottom)

Item #	Forklift	Outside Dim.	Wt. (Lbs.)	Working Capacities		
	Entry	L x W x H (In.)		(Cu Ft.)	(Gal.)	(Lbs.)
BD100*	4 way	40 x 48 x 47	166	39	284	1500

* Including 3 legs

- Double wall construction

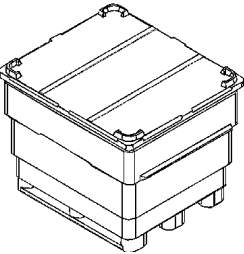


Versa Bins (Roll over lip; contour bottom)

Item #	Forklift	Outside Dim.	Wt. (Lbs.)	Working Capacities	
	Entry	L x W x H (In.)		(Cu Ft.)	(Gal.)
VB-10 w/lid	2 way	35 x 35 x 18	50	9	67
BVW-30*	2 way	43 x 43 x 28	70	19	145
BVW-35*	2 way	43 x 43 x 33	80	23	175
VB- 25 w/lid	2 way	44 x 44 x 36	100	25	187
VB- 28-2 *	2 way	44 x 44 x 35	70	28	210
VB-28-4 w/lid	4 way	45 x 45 x 35	105	26	210
VB- 30 w/lid	2 way	44 x 44 x 42	112	30	210
VB- 45 w/lid	4 way	46 x 39 x 50	125	45	337

* Lid available

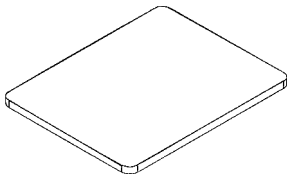
- Casters & Rollover plates available



Versa Bins II (Replaceable legs, smooth interior bottom)

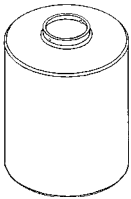
Item #	Forklift	Outside Dim.	Wt. (Lbs.)	Working Capacities		
	Entry	L x W x H (In.)		(Cu Ft.)	(Gal.)	(Lbs.)
VB-29 w/lid	4 way	45 x 45 x 36	110	29	210	800
RLB38*	4 way	46 x 46 x 39	100	35	265	1500

* Lid available

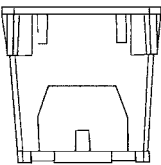


Seed Bin Covers

Item #	Description	Length (In.)	Width (In.)
33015	6' Seed Bin Cover	72	48
33014	4' Seed Bin Cover	48	48



45002

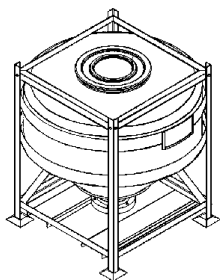


BVP-46

Pickling & Curing Tanks

Item #	Outside Dim.	Wt. (Lbs.)	Volume (Cu Ft.)	Capacity (Gal.)
	L x W x H (In.)			
BVP-46	46 x 42 x 45	135	39	290

Item #	Size	Dia. (In.)	Ht. w/lid (In.)	Lid (In.)
	45002 w/lid			
45003 w/lid	450 Gal. - 1/2" Wall	48	67	16

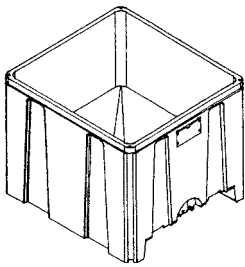


Hoppers - Cone Bottom (Bulk Solids, Tablets, Fine Powders)

Item #	Tank Dia. (In.)	Tank Ht. (In.)	Ht. w/stand (In.)	Degree of Internal Incline	Lever Lock Lid Opening	Valve Size (In.)	Wt. (Lbs.)	Volume (Cu Ft.)
	MH-12	31	54	63	60	19		
MHC-28	49	42	52	45	24	8	325	28
MHC-35	48	50	58	45	22	8	350	35

- Single wall construction; stainless steel stand
- Slidegate or iris valve available for all hoppers





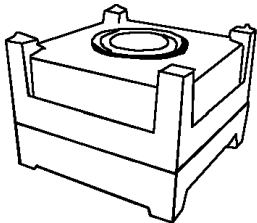
Hoppers - Dish Bottom (Bulk Solids, Tablets, Fine Powders)

Item #	Outside Dim. L x W x H (In.)	Degree of Internal Incline	Lever Lock Lid Opening	Valve Size (In.)	Wt. (Lbs.)	Volume (Cu Ft.)
MPH-35	48 x 40 x 36	30	18	6	150	16
MTW-44*	39 x 38 x 45	25	-	6	130	18
MPH-30**	54 x 44 x 34	25	19	6 or 8	165	20
MPH-31	45 x 45 x 32	30	23	8	165	18
MPH-38	48 x 45 x 36	25	22	9	185	27
MPH-34	60 x 46 x 37	25	21	9	185	28

* Side discharge w/separate lid

** Available w/slidegate or iris valve

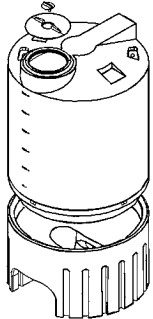
- Slidegate available for all hoppers



Hoppers - Pharmaceutical

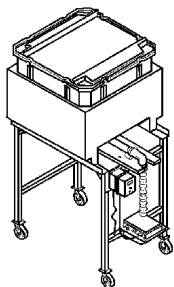
Item #	Outside Dim. L x W x H (In.)	Degree of Internal Incline	Wt. (Lbs.)	Capacity (Gal.)	Capacity (Cu Ft.)
PH-26	38 x 38 x 26	25	95	75	10
PH-28	40 x 40 x 28	33	115	80	10.5
PH-29	42 x 42 x 31	30	130	105	14

- 8" Iris valve available



All Poly Cyclone Dish Bottom Tanks

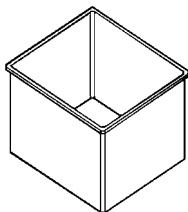
Item #	Size (Gal.)	Dia. (In.)	Ht. (In.)	Ht. w/Lid (In.)	Lid (In.)
64981	525	56	45	n/a	n/a
6499	Base	56	35	80	16
6498	780	56	69	n/a	n/a
6499	Base	56	35	104	16



Adam Units (Automatic Dispensing Auger Machine)

Item #	Outside Dim. L x W x H (In.)	Degree of Internal Incline	Valve Size & Type (In.)	Wt. (Lbs.)	Capacity (Gal.)	Capacity (Cu Ft.)
39600	47 x 47 x 47	45	8	150	210	28
39615	47 x 47 x 59	45	8	175	310	39

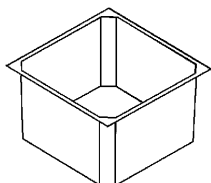
- Stand is available



Rectangular Tanks

Item #	Outside Dim. L x W x H (In.) (Tank Only)	Wall Thickness (In.)	Wt. (Lbs.)	Capacity (Gal.)
RT2300	47 x 42 x 31	1/4	67	230
RT4732*	47 x 32 x 26	1/4	67	130
RT5144*	51 x 44 x 36	5/16	117	285
RT2620	26 x 20 x 18	1/4	20	40
RT4126	41 x 26 x 17	1/4	28	55
RT5333*	53 x 33 x 26	1/4	48	150

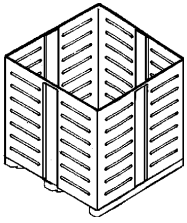
* Lid available



Bin Liner

Item #	Outside Dim. L x W x H (In.)	Wt. (Lbs.)	Working Capacities (Cu Ft.)	(Gal.)
BL-19	45 x 45 x 26	19	27	200

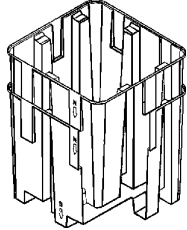




Field Bins (Replaceable legs, smooth interior bottom)

Item #	Forklift	Outside Dim. L x W x H (In.)	Wt. (Lbs.)	Working Capacities	
	Entry			(Cu Ft.)	(Lbs.)
FB26	2 way	48 x 48 x 26	85	30	650
FB30	2 way	48 x 48 x 30	110	35	850
FB48	2 way	48 x 48 x 48	165	57	1500

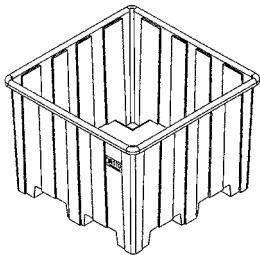
- Including 3 legs
- Easy to clean smooth interior
- Custom or no slotting available



Stack & Nest

Item #	Forklift	Outside Dim. L x W x H (In.)	Wt. (Lbs.)	Working Capacities		
	Entry			(Cu Ft.)	(Gal.)	(Lbs.)
SN200	4 way	50 x 43 x 35	100	25	190	600
SN320	4 way	48 x 47 x 48	140	42.75	320	1000

- Stack & Nest without lid
- 2 bins stacked = 6 bins nested



Roto Gaylord with Lid

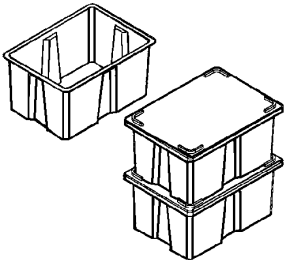
Item #	Forklift	Outside Dimensions		
	Entry	L	W	H
713000	4 Way	50	50	38



Carry All Totes

Item #	Outside Dim. L x W x H (In.)	Wt. (Lbs.)	Working Capacities	
			(Cu Ft.)	(Gal.)
CA-0808*	9 x 9 x 9	2.5	0.6	3.75
CA-2114	21 x 15 x 11	7	1.3	10
TB-2024	24 x 20 x 35	24	6.4	48
TB-2315***	23 x 15 x 8	7	1.2	7
TB-2116**	21 x 16 x 10	8	1.3	8
CA-2419	24 x 19 x 9	8	1.75	13
CA-2420	24 x 20 x 12	10	2.5	18.5
CA-3120	31 x 20 x 8	13	2.3	17.25
CA-2520	25 x 20 x 12	10	2.6	19.5
CA-2920	29 x 20 x 14	18	3.5	26.8
CA-3926**	39 x 26 x 10	12	4.8	36
CA-3959	26 x 18 x 11	8	2	16

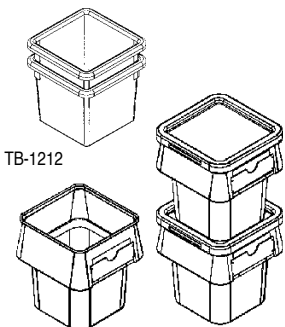
* No rollover lip ** Lid not included or available *** Stacks without lid



Tablet Totes

Item #	Outside Dim. L x W x H (In.)	Wt. (Lbs.)	Capacity
			(Gal.)
TB-1212	13 x 13 x 11	4	4
TB-1313	13 x 13 x 14	6	6
TB-1412	14 x 12 x 19	7	8
TB-1515	17 x 17 x 15	7	14

- Ideally suited for handling powders, granules, tablets, and capsules
- Ergonomic design - molded in hand hold, snug fitting lid
- Provision for tamper evident seals
- Card holder available for identification of product



TB-1212

TB-1313



TB-1412



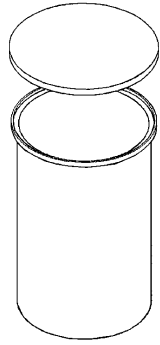
TB-1313

Open Top Cylindrical Tanks

Item #	Size (Gal.)	Outside Dim. Dia. x Ht. (In.)	Wt. (Lbs.)
CT-15SIF*	14	15 x 20	5
CT-20	20	19 x 23	10
CT-30SIF*	30	18 x 26	12
CT-30	30	19 x 26	12
CT-40	40	22 x 31	14
CT-55	55	22 x 35	20
CX-100	100	26 x 45	47
CX-150	150	34 x 53	57
CX-200	200	31 x 63	71
CX-250	250	42 x 47	85
CX-350	350	51 x 51	120
CX-500	500	56 x 60	175

* SIF = Internal Flange


• All CT's & CX's are available with lids



Mobile Drums

Item #	Top Dia.	Ht. (In.)	Wt. (Lbs.)	Capacity (Gal.)	Caster (#)
39500	16	32	10	20	3
39502	22	29	17	32	4
39504	24	34	20	45	4

- Easy to move, drums have swivel casters with 2" Dia. x 3/4" rubber wheels
- Covers and fitting available upon request
- Durable polyethylene dolly base

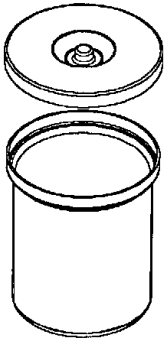


Poly Crock

Item #	Top Dia.	Bottom Dia.	Ht. (In.)	Wt. (Lbs.)	Capacity (Gal.)
3.5PC	11	10	11	2.75	3.5
4.5PC	11	10	12	3.5	4.5
6PC	12	11	15	4.75	6
7.5PC	14	12	17	5	7.5
10PC	15	13	18	6.75	10
15PC	17	15	20.5	9	15
20PC	19	18	22	10	20
25PC	19	18	23	11	25
30PC	20	18	29	13	30
50PC	23	22	33	21	50
100PC	33	31	34	45	100

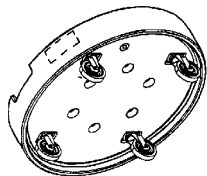
• Standard snug fitting lid

• Flush top surface for stacking



Roto Dolly

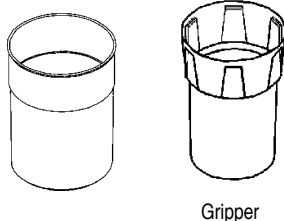
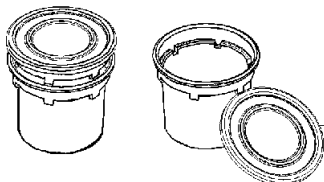
Item #	Dia. (In.)	Ht. (In.)	Wt. (Lbs.)	Caster (Size)	Ht. w/Caster (In.)
35710	39	7	20	5	11

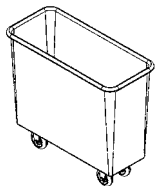


Nestable Drums, Barrels, & Batch Cans

Item#	Outside Dim. Dia. x Ht. (In.)	Wt. (Lbs.)	Capacity (Gal.)
180-10N	18 x 15	6	10
180-20N	19 x 24	10	20
180-27N	20 x 27	15	27
180-28N	18 x 31	12	28
180-30N	19 x 32	12	30
180-40N	22 x 33	16	40
180-45N	24 x 33	18	45
180-52N	24 x 35	18	52
240-50N (Gripper)	24 x 35	25	50
180-60N	25 x 33	20	60
3MH-NBC (Molded In Handle)	15 x 7	3	3
10MH-NBC (Molded in Handle)	17 x 16	7	10
15MH-NBC (Molded in Handle)	17 x 22	11	15
30MH-SBC (Molded In Handle)	19 x 31	13	30
40MH-NBC (Molded in Handle)	22 x 32	18	40

All drums, except Gripper, available with dust cover or lever lock lids






Tote Bin

Item#	Outside Dim. L x W x H (In.)	Wt. (Lbs.)	Working Capacities	
			(CuFt.)	(Gal.)
348261w/lid	27 x 10 x 22	13	4	30

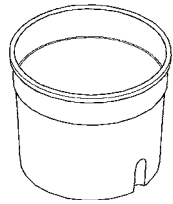
- Caster optional



Mobile Ingredient Bins

Item #	Outside Dim. L x W x H (In.)	Wt. (Lbs.)	Volume (CuFt.)	Capacities (Lbs.)	
				Sugar	Flour
MB-56	30 x 18 x 29	34	5.6	240	170
MB-71	30 x 22 x 29	41	7.1	300	210

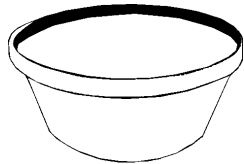
- Bins are supplied with a steel dolly and removable lid



Gear Tubs

Item #	Outside Dim. Dia. x Ht. (In.)	Wt. (Lbs.)	Capacity (Gal.)
34802	22.5 x 18	9	15
34803	25 x 18.5	11	25
40045	29 x 20	14	45


- Made of recycled plastic which offers a durable tub at an economical price



Harvesting Tub

Item #	Top Bottom		Wt. with	Wt.	Working Capacity	
	Dia. x Dia.	x Ht. (In.)	metal ring (Lbs.)	no ring (Lbs.)	(Gal.)	(Lbs.)
31035	57 x 45	x 25	104	43	200	900

- Tough, rib bottom
- Heavy duty, UV resistant material
- Attached metal ring for mechanical lifting



EZTilt/Roto Tilt Trucks

Item #	Description	Capacity	Truck OD	Unit Wt.	Wheel	Caster	Assembly
		Cu. Yd.	L x W x H (In.)	(Lbs.)	Size (In.)	Size (In.)	Ht. (In.)
43TT581	R58STD	.63	54 x 26 x 32	69	10	5 swivel	38
43TT592	R59HD	.63	54 x 26 x 32	97	10	5 swivel	38
43TT111	R111STD	1.1	67 x 33 x 34	86	10	5 swivel	40
43TT122	R110HD	1.1	67 x 33 x 34	122	10	5 swivel	40
43EZ279	EZTilt	1.1	69 x 36 x 38	130	12	5 swivel	50
43AL279	EZTilt Lid						

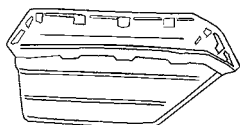
- "Smooth" interior tilt wall does not have ribs
- Top Flange for additional strength
- "E-Z Movers" with Heavy Duty Casters
- STD Models have steel base, HD Models have steel frame and base



EZTilt



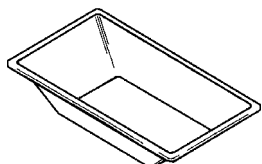
RotoTilt



DumpTub

Item #	Outside Dim. L x W x H (In.)	Wt. (Lbs.)	Capacity (Gal.)
34801	53 x 30 x 22	35	90

- Incorporates a proven gusseted rim for superior toughness

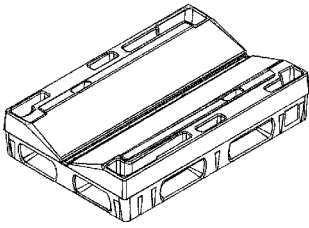


Mud Boxes

Item #	Outside Dim. L x W x H (In.)	Wt. (Lbs.)	Volume (Cu Ft.)
04984	54 x 30 x 11	16	6
04964	62 x 40 x 14	24	11.75



Stratis Roll Pallets



Item#	Forklift Entry	Outside Dimensions		
		L	W	H
RP2727S00-B	4 way	27	27	10
RP2736S00-B31	2 way	28	36	9
RP2848S00-B40	2 way	28	48	9
RP3048S00-B	4 way	30	48	10
RP3148S00-4SB	4 way	32	49	11
RP3266S00-B	4 way	32	66	10
RP4248S00-B	4 way	42	48	10
RP4431S00-B	2 way	44	31	6
RP4462S00-B	4 way	44	62	10
RP4842S00-B	4 way	48	43	9
RP5442S00-B	4 way	54	43	8



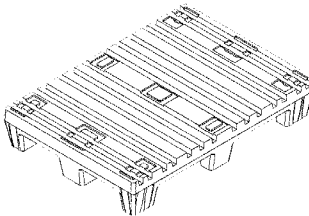
Accessories

RP4642S00DIV-B (stacking divider board)	46	43	5
---	----	----	---

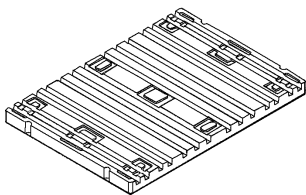
- This works with RP5442S00-B



Stratis Slotted Top Pallets

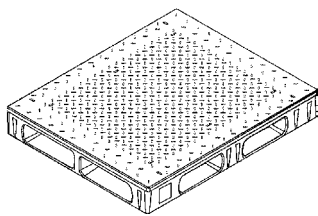



Item#	Forklift Entry	Outside Dimensions		
		L	W	H
P3022RS00	2 way	30	22	7
P3124RS00	2 way	32	25	7
P4029RS00	4 way	41	29	7
P4230RS00	4 way	43	30	7
P4433RS00	4 way	45	34	7
P4840RS00	4 way	48	40	7
P5038RS00	4 way	50	38	7
P5539RS00	4 way	55	40	7
P5640RS28	4 way	57	41	7
P6043RS00	4 way	61	44	7
P6343RS63	4 way	64	43	7
P205RS205-M	4 way	82	60	8



Stratis Pallet Boards

Item#	Forklift Entry	Outside Dimensions		
		L	W	H
P4029RS00BRD-X		41	29	3
P5539RS00BRD		56	40	3
P5539S00BRD		56	40	3

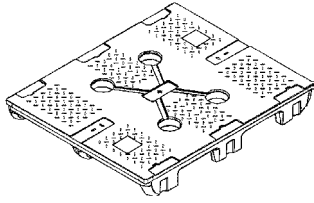


Stratis Picker Pallet

Item#	Forklift Entry	Outside Dimensions		
		L	W	H
P4840S136-PIKB	4 way	48	40	7

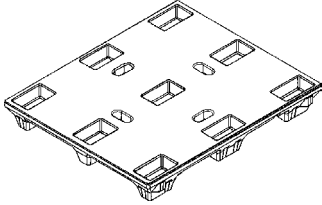


Many More Pallet Sizes and Styles Available
 Call 1-800-Pallets (USA & Canada) • www.pallets.com



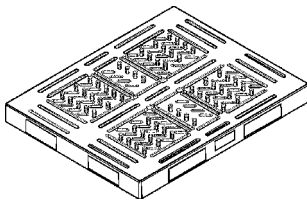
Stratis Slip Sheet Pallet

Item#	Forklift	Outside Dimensions		
	Entry	L	W	H
P4840S00-SSSW	4 way	48	40	6



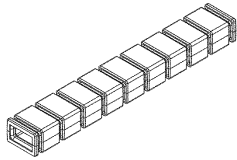
Stratis Nestable Pallets

Item#	Forklift	Outside Dimensions		
	Entry	L	W	H
P4444S00	4 way	44	44	6
P4840NST	4 way	48	40	6



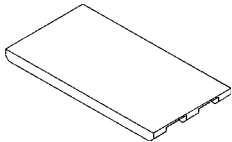
Stratis Double Sided Pallets

Item#	Forklift	Outside Dimensions		
	Entry	L	W	H
P4840DS00-LP	4 way	48	40	5
P4840DS00	4 way	48	40	6
P4848DS00	4 way	48	48	6
P6048DS00-M	4 way	60	48	6
P7248DS72-WF	4 way	72	48	6



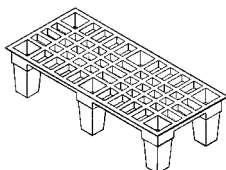
Stratis Sleeves- (Forkliftable Stacking Blocks)

FS120-B	8.70	47	6
FS152-B	8.70	60	6



Smooth Top Pallets

Item #	Forklift	Outside Dimensions			Wt. (Lbs.)
	Entry	L	W	H	
P4231S00	4 way	42	31	6	30
33580	2 way	42	42	5	32
P4836S00	4 way	48	36	7	40
P4840S00	4 way	48	40	6	35
P4840S00-3R	2 way	48	40	7	40
91421Z	2 way	48	42	5	35
P4848S00-3RB	2 way	49	49	6	52
33586	2 way	51	40	7	50
33588	2 way	84	45	6	75



Dunnage King

Item #	Outside Dimensions			Wt. (Lbs.)	Capacity (Lbs.)
	L	W	H		
33575	48	22	12	16	4,000



Many More Pallet Sizes and Styles Available
 Call 1-800-Pallets (USA & Canada) • www.pallets.com

Stock products or quality, customized specifications.



We have dedicated
Sales Engineers who
will discuss your specific
needs and offer solutions
to meet your requirements.



www.rotonics.com



Rotonics is the solution:

“I am the plant Superintendent for a Bakery. A few months ago we purchased several special order ingredient tubs from your fine company. Through the process I worked with your Sales Engineer to put together the “perfect tub” for our operation. I have to say that you did an excellent job of making the goal a reality! Rotonics did all the leg work by seeking to understand our needs and limitations and ultimately arriving at a workable solution. We ended up with a mold for the tub, as well as an end result that meets and exceeds our expectations. I wanted to let you know that because of your outstanding efforts our company feels they have a partner in Rotonics. Additionally, after several months of using the tubs under fairly difficult abuse and heavy demands; I have to say that I am impressed and would recommend your products and your company to anyone who has a need for molded plastic. Thank you again for building a great team of professionals and for producing a quality product that we can rely on to carry our own standard of excellence!”

...one of many satisfied customers

Rotonics-Illinois

736 Birginal Drive
Bensenville, IL 60106
Phone: 630-773-9510
Fax: 630-773-4274
E-mail: chicago@rotonics.com

Rotonics-Florida

230 Bartow Municipal Airport
Bartow, FL 33830
Phone: 863-534-1766
Fax: 863-533-0407
E-mail: florida@rotonics.com

Rotonics-California

17038 South Figueroa Street
Gardena, CA 90248
Phone: 310-327-5401
Fax: 310-323-9567
E-mail: gardena@rotonics.com

Rotonics-Texas

3024 S. I-35
Gainesville, TX 76240
Phone: 940-668-8596
Fax: 940-665-9831
E-mail: texas@rotonics.com

Stratis Pallets

5677 W. 73rd St.
Indianapolis, IN 46278
Phone: 1-800-Pallets (US & Canada)
Fax: 317-328-8000
E-mail: sales@pallets.com

Ask for warranty details